












COMUNE DI FA VARA
VOTI DI LISTA ELEZIONI PARLAMENTO EUROPEO DEL 25 maggio 2014
Circoscrizione Elettorale V Sicilia-Sardegna

Sezione	Iscritti			Votanti			percentuale	VOTI DI LISTA											Totale Voti Validi	Schede			Totale Votanti
	M	F	Totale	M	F	Totale		1	2	3	4	5	6	7	8	9	10	11		Bianche	Nulle	Contestate e non assegnate	
																							
1	334	386	720	177	150	327	45,42	8	0	20	1	29	0	42	2	150	50	0	302	3	22	0	327
2	317	383	700	164	158	322	46,00	9	0	14	5	40	2	63	0	131	40	1	305	2	15	0	322
3	273	323	596	129	115	244	40,94	7	1	2	5	28	1	59	0	99	22	0	224	1	19	0	244
4	229	284	513	99	95	194	37,82	3	0	17	1	9	0	60	0	59	23	1	173	2	19	0	194
5	326	382	708	158	156	314	44,35	8	0	14	4	32	6	45	1	112	64	0	286	1	27	0	314
6	223	245	468	86	70	156	33,33	10	0	6	0	28	2	18	0	41	32	0	137	5	14	0	156
7	326	332	658	140	123	263	39,97	4	0	8	1	39	1	61	0	77	53	1	245	4	14	0	263
8	342	445	787	133	130	263	33,42	13	1	1	1	31	0	54	1	80	63	0	245	4	14	0	263
9	289	334	623	98	84	182	29,21	1	0	0	2	20	3	42	0	61	37	0	166	3	13	0	182
10	226	261	487	90	61	151	31,01	6	0	7	0	13	1	34	0	43	30	1	135	3	13	0	151
11	323	364	687	135	116	251	36,54	2	2	4	1	19	0	56	0	94	45	1	224	5	22	0	251
12	277	337	614	112	101	213	34,69	3	1	5	0	30	1	47	0	69	33	1	190	2	21	0	213
13	172	226	398	60	61	121	30,40	2	0	5	0	5	0	12	0	54	35	0	113	3	5	0	121
14	248	300	548	82	78	160	29,20	1	0	3	0	10	0	38	1	60	28	0	141	2	17	0	160
15	293	304	597	115	86	201	33,67	2	0	5	2	18	2	44	0	54	45	0	172	4	25	0	201
16	377	393	770	157	123	280	36,36	4	1	12	4	18	2	89	0	76	41	0	247	5	28	0	280
17	278	291	569	97	63	160	28,12	4	1	1	0	18	3	41	0	39	29	1	137	3	20	0	160
18	420	430	850	149	116	265	31,18	0	0	5	2	17	0	72	0	76	59	0	231	6	28	0	265
19	438	444	882	160	128	288	32,65	1	1	8	0	29	2	58	0	110	55	2	266	3	19	0	288
20	531	505	1.036	200	137	337	32,53	2	1	8	2	52	3	63	0	109	63	0	303	4	30	0	337
21	479	535	1.014	215	195	410	40,43	6	0	17	5	51	1	85	0	128	64	1	358	5	47	0	410
22	515	509	1.024	199	180	379	37,01	5	0	3	2	30	1	93	0	127	82	0	343	3	33	0	379
23	464	478	942	204	151	355	37,69	4	0	14	3	30	0	68	0	127	67	0	313	4	38	0	355
24	395	446	841	150	129	279	33,17	1	0	9	1	26	0	71	0	100	37	0	245	6	28	0	279
25	454	484	938	193	160	353	37,63	3	0	5	3	29	6	81	1	116	79	0	323	0	30	0	353
26	387	416	803	173	152	325	40,47	4	0	15	0	25	1	74	0	108	71	0	298	4	23	0	325
27	398	424	822	148	124	272	33,09	3	0	6	0	17	2	80	0	87	51	1	247	1	24	0	272
28	262	297	559	83	87	170	30,41	3	0	5	3	14	1	47	0	50	27	0	150	2	18	0	170
29	291	326	617	108	96	204	33,06	0	1	8	1	9	4	36	0	83	45	0	187	2	15	0	204
30	345	392	737	174	159	333	45,18	0	0	6	2	31	0	76	0	128	63	0	306	3	24	0	333
31	517	513	1.030	211	145	356	34,56	0	0	5	2	37	2	92	0	125	61	0	324	2	30	0	356
32	490	493	983	268	217	485	49,34	12	2	12	6	56	2	101	1	164	73	1	430	8	47	0	485
33	499	504	1.003	227	177	404	40,28	1	1	5	7	33	3	103	1	142	69	1	366	6	32	0	404
34	457	526	983	226	193	419	42,62	7	2	16	4	51	0	91	0	144	81	0	396	2	21	0	419
35	462	524	986	215	203	418	42,39	5	0	19	1	50	0	91	0	141	90	1	398	3	17	0	418
Totali	12657	13836	26493	5335	4519	9854	37,19	144	15	290	71	974	52	2187	8	3364	1807	14	8926	116	812	0	9.854

148	1	360	60	1455	29	1178	3	3446	1734	0	8414
-----	---	-----	----	------	----	------	---	------	------	---	------

COMUNE DI FAVARA

ELEZIONI PARLAMENTO EUROPEO DEL 25 maggio 2014

V Circoscrizione - Italia Insulare Sicilia-Sardegna



Lista n. 1 - FRATELLI d'ITALIA - ALLEANZA NAZIONALE

N.	CANDIDATO	1	2	3	4	5	6	7	8	9	10	11	12	13	14	15	16	17	18	19	20	21	22	23	24	25	26	27	28	29	30	31	32	33	34	35	TOTALE
1	Meloni Giorgia	4	6	4	3	5	6	2	7	0	4	2	0	0	1	0	2	1	0	1	0	3	2	0	1	3	3	1	2	0	0	0	6	0	6	5	80
2	Deidda Salvatore detto Sasso	0	0	0	0	0	0	0	1	0	0	0	0	0	0	0	1	0	0	0	0	0	0	0	0	0	0	0	0	0	0	0	0	1	0	3	
3	Pappalardo Sandro	1	0	0	0	0	0	0	1	0	0	0	0	0	0	1	0	0	0	0	0	2	0	0	0	0	0	0	0	0	0	0	0	1	0	6	
4	Bonelli sabina	0	4	0	0	1	0	0	0	0	1	0	0	0	0	0	1	0	0	0	0	0	0	0	0	1	0	0	0	0	0	0	0	0	0	8	
5	Chiara Luigia	3	1	2	0	1	1	1	6	0	0	1	0	0	1	0	0	0	0	0	1	0	2	1	1	0	1	0	0	0	0	2	0	0	25		
6	Galluzzo Giuseppe detto Pino	0	0	0	0	0	0	0	0	0	1	0	0	0	0	0	0	0	0	0	0	0	0	0	0	1	0	0	0	0	0	0	0	0	1	3	
7	Riozzo Francesco detto Ciccio	1	5	0	0	2	1	0	3	0	1	2	0	0	0	1	0	0	0	0	0	1	3	0	1	0	0	0	0	0	0	0	0	0	1	22	
8	Testoni Simone	0	0	0	0	0	0	0	0	0	0	0	0	0	0	0	0	0	0	0	0	1	0	0	0	0	0	0	0	0	0	0	0	0	0	1	
		9	16	6	3	9	8	3	18	0	7	5	0	0	2	1	4	2	0	1	0	7	6	2	3	6	3	2	2	0	0	0	8	0	8	7	148



Lista n. 2 - ITALIA DEI VALORI

1	Messina Ignazio	0	0	0	0	0	0	0	0	0	0	0	0	0	0	0	0	0	0	0	0	0	0	0	0	0	0	0	0	0	0	0	0	1	0	1	
2	Ugias Giommara	0	0	0	0	0	0	0	0	0	0	0	0	0	0	0	0	0	0	0	0	0	0	0	0	0	0	0	0	0	0	0	0	0	0	0	
3	Azzara Michele	0	0	0	0	0	0	0	0	0	0	0	0	0	0	0	0	0	0	0	0	0	0	0	0	0	0	0	0	0	0	0	0	0	0	0	
4	Alessi Antonino	0	0	0	0	0	0	0	0	0	0	0	0	0	0	0	0	0	0	0	0	0	0	0	0	0	0	0	0	0	0	0	0	0	0	0	
5	Brusca Rosalinda	0	0	0	0	0	0	0	0	0	0	0	0	0	0	0	0	0	0	0	0	0	0	0	0	0	0	0	0	0	0	0	0	0	0	0	
6	Caracausi Paolo	0	0	0	0	0	0	0	0	0	0	0	0	0	0	0	0	0	0	0	0	0	0	0	0	0	0	0	0	0	0	0	0	0	0	0	
7	Cascone Gianfranco	0	0	0	0	0	0	0	0	0	0	0	0	0	0	0	0	0	0	0	0	0	0	0	0	0	0	0	0	0	0	0	0	0	0	0	
8	Zonca Maria Pia	0	0	0	0	0	0	0	0	0	0	0	0	0	0	0	0	0	0	0	0	0	0	0	0	0	0	0	0	0	0	0	0	0	0	0	
		0	0	0	0	0	0	0	0	0	0	0	0	0	0	0	0	0	0	0	0	0	0	0	0	0	0	0	0	0	0	0	0	0	1	0	1



Lista n. 3 - L'ALTRA EUROPA CON TSIPRAS

1	Spinelli Barbara	8	4	2	4	4	1	2	0	0	1	4	0	0	1	3	1	1	1	3	1	3	1	1	1	0	2	1	0	3	0	1	2	0	3	0	59
2	Ledda Maria Elena detta Ledda Elena	1	1	0	1	0	0	1	0	0	0	0	0	0	0	0	0	0	1	1	0	1	0	0	0	0	0	1	0	0	0	0	0	0	0	0	
3	Cicero Maria	8	2	0	1	0	0	0	0	0	2	0	0	1	1	0	1	0	0	0	1	0	0	0	0	2	0	0	0	0	1	2	0	4	0	26	
4	Foti Alfio	4	2	1	4	1	3	1	1	0	0	1	5	1	0	0	0	0	4	1	8	0	3	0	0	11	2	2	3	1	1	6	0	2	1	69	
5	Leto Antonietta detta Antonella	3	1	0	1	0	0	1	0	0	0	1	5	0	0	0	0	0	0	0	4	0	0	1	0	5	2	1	1	1	0	3	0	1	6	37	
6	Lobina Simona	1	3	0	1	0	3	1	0	0	0	0	0	0	0	3	0	0	2	2	4	0	1	1	0	2	0	1	0	0	1	0	0	1	1	28	
7	Mazzeo Antonio	9	5	1	7	1	5	6	1	0	3	1	2	5	0	2	5	0	1	6	4	10	0	4	3	0	9	1	3	5	3	2	3	3	6	11	127
8	Nassis Olga detta Onassis	1	0	0	1	0	0	0	0	0	0	1	0	0	0	0	1	0	0	0	0	0	0	0	1	0	0	1	0	0	0	0	0	0	0	0	6
		35	18	4	20	6	12	11	3	0	4	7	5	15	3	6	9	3	3	16	8	31	1	9	7	0	31	8	7	12	5	6	16	3	17	19	360



Lista n. 4 - FEDERAZIONE DEI VERDI - GREEN ITALIA

1	Granata Benedetto detto Fabio	0	0	0	0	0	0	1	0	0	0	0	0	0	0	1	0	0	0	0	0	0	0	0	0	1	0	0	0	0	0	1	1	2	0	0	7
2	Feo Filangeri Beatrice	0	0	0	0	0	0	0	0	0	0	0	0	0	0	0	0	0	0	0	0	0	3	0	0	0	0	0	0	0	0	0	0	0	0	0	3
3	Pusceddu Maria Cristina	0	3	0	0	0	0	0	0	0	0	0	0	0	0	0	0	0	0	0	0	0	0	0	0	0	0	0	0	0	0	0	0	0	0	0	3
4	De Simone Marialuisa	0	0	0	0	0	0	0	0	0	0	0	0	0	0	0	0	0	0	0	0	0	0	0	0	0	0	0	0	0	0	0	0	0	0	0	
5	Di Liberto Pietro	0	0	0	0	0	0	0	0	0	0	0	0	0	0	0	0	0	0	0	0	0	0	0	0	0	0	0	0	0	0	0	0	0	0	0	
6	Sanfilippo Simona	0	3	0	0	0	0	1	0	0	0	0	0	0	0	1	0	0	0	0	0	0	0	0	0	0	0	0	1	0	0	2	2	0	0	10	
7	Guarnaccia Paolo	0	0	0	0	0	0	1	0	0	0	0	0	0	0	0	0	0	0	0	0	0	0	0	0	0	0	0	0	0	0	0	0	2	0	3	
8	Ferrante Francesco	0	5	4	1	0	0	1	2	0	0	0	0	0	0	3	0	0	0	2	0	0	0	1	1	0	0	2	0	1	1	2	4	3	1	34	



Lista n. 9 - PARTITO DEMOCRATICO

N.	CANDIDATO	1	2	3	4	5	6	7	8	9	10	11	12	13	14	15	16	17	18	19	20	21	22	23	24	25	26	27	28	29	30	31	32	33	34	35	TOTALE
1	Chinnici Caterina	45	48	11	12	32	7	12	13	12	8	7	12	7	14	4	6	7	10	12	14	23	31	20	15	23	21	12	12	17	27	28	25	25	38	41	651
2	Soru Renato	13	7	2	1	4	0	0	8	1	1	2	4	0	2	0	1	0	0	1	2	1	5	2	7	3	4	10	1	2	3	4	12	2	15	8	128
3	Fiandaca Giovanni	14	29	7	9	20	9	8	15	13	6	11	9	7	11	2	8	3	13	3	24	15	12	12	11	14	24	15	11	15	32	17	23	15	26	22	485
4	Giuffrida Michela	21	5	10	13	11	7	22	9	6	4	9	12	25	12	3	9	2	18	33	15	20	16	18	25	14	12	15	8	17	27	30	17	24	15	32	536
5	Barbagallo Giovanni	3	1	0	1	1	0	0	0	1	1	0	1	0	1	0	1	0	3	0	1	4	0	1	0	0	1	0	0	0	3	1	0	0	1	6	32
6	Zambuto Marco	48	50	27	10	35	19	25	21	19	9	39	18	20	17	18	21	14	29	42	43	54	39	23	33	55	33	20	18	27	48	38	69	53	56	47	1137
7	Stancheris Michela	15	5	13	10	18	1	3	9	12	10	13	5	10	9	10	12	4	3	8	18	8	11	19	10	18	22	13	8	7	23	11	33	21	18	12	422
8	Arena Tiziana dee	1	2	4	0	2	0	0	3	1	1	4	1	0	1	0	3	2	0	4	1	4	2	3	1	1	3	0	1	1	0	1	3	1	3	1	55
		160	147	74	56	123	43	70	78	65	40	85	62	69	67	37	61	32	76	103	118	129	116	98	102	128	120	85	59	86	163	130	182	141	172	169	3446



Lista n. 10 - FORZA ITALIA

1	Miccichè Giovanni	15	2	3	4	21	8	9	7	6	4	4	6	2	2	8	3	6	5	3	7	6	4	10	7	9	12	5	3	10	8	2	9	9	18	17	254
2	Iacolino Salvatore	22	15	11	9	20	16	22	19	19	14	23	15	26	10	21	18	9	15	29	14	29	25	25	12	44	29	23	6	20	23	31	35	18	41	50	758
3	Chiavacci Antonella	1	3	0	0	1	0	0	0	0	1	0	0	2	0	0	0	0	1	1	1	0	1	1	0	0	1	0	0	0	1	0	0	0	0	0	15
4	Cicu Salvatore	0	2	0	0	1	0	0	0	0	0	0	0	0	0	0	0	0	0	0	0	0	0	0	0	0	0	0	0	0	0	0	0	0	0	1	5
5	Citino Ylenia Maria	2	6	0	0	10	3	0	0	2	1	1	1	0	0	0	2	0	4	1	0	1	4	2	1	1	1	0	1	3	0	1	1	1	8	4	62
6	Leontini Innocenzo	2	3	3	0	10	7	5	9	3	10	7	0	2	6	5	3	3	11	12	15	12	12	9	6	18	10	3	5	6	10	15	16	11	6	9	264
7	Pogliese Salvatore Domenico Antonio Detto Salvo	14	12	2	0	12	6	8	4	7	1	7	8	0	10	5	6	4	15	7	12	16	17	15	11	9	12	6	4	12	9	11	9	10	13	15	309
8	Reitano Francesca	3	2	0	0	2	0	3	4	0	1	3	1	0	2	6	0	2	0	0	2	6	1	1	2	6	0	1	0	1	8	4	1	0	5	0	67
		59	45	19	13	77	40	47	43	37	32	45	31	32	30	45	32	24	51	53	51	70	64	63	39	87	65	38	19	52	60	64	71	49	91	96	1734



Lista n. 11 - SCELTA EUROPEA CON GUY VERHOFSTADT

1	Busia Anna Maria	0	0	0	0	0	0	0	0	0	0	0	0	0	0	0	0	0	0	0	0	0	0	0	0	0	0	0	0	0	0	0	0	0	0	0	0	
2	Rossi Vittorina	0	0	0	0	0	0	0	0	0	0	0	0	0	0	0	0	0	0	0	0	0	0	0	0	0	0	0	0	0	0	0	0	0	0	0	0	
3	Attaguile Francesco	0	0	0	0	0	0	0	0	0	0	0	0	0	0	0	0	0	0	0	0	0	0	0	0	0	0	0	0	0	0	0	0	0	0	0	0	
4	Baiamonte Rosa Maria Caterina	0	0	0	0	0	0	0	0	0	0	0	0	0	0	0	0	0	0	0	0	0	0	0	0	0	0	0	0	0	0	0	0	0	0	0	0	
5	Carboni Mario	0	0	0	0	0	0	0	0	0	0	0	0	0	0	0	0	0	0	0	0	0	0	0	0	0	0	0	0	0	0	0	0	0	0	0	0	
6	Di Mario Alberto	0	0	0	0	0	0	0	0	0	0	0	0	0	0	0	0	0	0	0	0	0	0	0	0	0	0	0	0	0	0	0	0	0	0	0	0	
7	Ricciardi Filippo	0	0	0	0	0	0	0	0	0	0	0	0	0	0	0	0	0	0	0	0	0	0	0	0	0	0	0	0	0	0	0	0	0	0	0	0	
8	Vasques Luciano Maria Carlo	0	0	0	0	0	0	0	0	0	0	0	0	0	0	0	0	0	0	0	0	0	0	0	0	0	0	0	0	0	0	0	0	0	0	0	0	
		0	0	0	0	0	0	0	0	0	0	0	0	0	0	0	0	0	0	0	0	0	0	0	0	0	0	0	0	0	0	0	0	0	0	0	0	0